



THE COLOURS OF CHRISTMAS

TRUEWAY
KIDS.COM

These lessons are adapted from Truewaykids.com to make it easier to use in a church setting. A few of the ideas have been tweaked, but all the great ideas are from Trueway. Please have a look at their webpage for lesson ideas.

Colours of Christmas

Everlasting Life (Green)

Grade 1-6

Lesson 1

Aim: To teach the children that the colour green reminds us of everlasting life, which is what Jesus offers to us. Even though we celebrate Jesus' birth at Christmas, He is eternal - He was there from the beginning and will always be with us, bringing the gift of eternal life to all those who choose to follow Him.

Bible: Isaiah 9:6 John 3:16 John 15:5 John 17:3 Galatians 5:22-23

Connect



Need:

A4 Red, Green
+ Orange
paper x 1

Do: This game is based on Red light, Green light. The leader stands on one side of a large space, and the children stand at the other. The leader holds up different colour papers to show different actions. Then leader gives a contrasting verbal instruction. Children have to obey what they see, not what they hear. If they disobey then they have to go back to the starting point. Play a few times.

Say: We are going to play a game. I am going to stand at one end of the space, and all of you are going to stand at the other end. You will know what to do depending on the colour paper that I am holding up. The green piece means you should run towards me. The red piece means you should stop, and the orange piece means you should walk. Obey what you see, not what you hear. If you disobey a rule, you have to go back to the starting point. The first person to reach me is the winner.

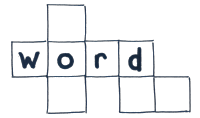
Alternate Connect Activity: Green Scavenger hunt

Change the things that the children have to find to suit your environment. Children can work alone or in pairs.

They need to find green items.

- 5 different things from nature

- 5 things that will eventually land up in the bin
- 5 things that you would wear or use



Word

Need:
Bibles
Christmas tree

Do: Hand out the Bibles and help the children look up Isaiah 9:6 and John 3:16. Read it together in your groups. Have your Bible prepared to read those verses. Have as many pictures as you want to show while you are talking. If you can, bring a Christmas tree.

Say: What do you think of when you see the colour green? Green is used a lot during Christmas time because it reminds us of life and hope. Today we are going to learn about how green reminds us that Jesus gives us everlasting life and why it's such an important part of celebrating Christmas.

Why do Christians celebrate Christmas? It is when we remember Jesus coming to earth as a baby, being born in a stable. But do you know that Jesus has always existed? Father God, Jesus His Son and Holy Spirit are our Three-in-One God, and They have always existed. Nobody knows where They came from, or who made Them, but one day when we are in Heaven with God, He will explain it all! We will be able to ask lots of questions! The Bible calls Jesus the Alpha and the Omega. Those are the first and the last letters of the Greek alphabet, the language that the New Testament was written in. Why would they call Jesus letters of the Greek alphabet? What they were saying is that Jesus was around when everything began - at the creation of the world, and He will be with us forever. That is why He can offer us everlasting life.

Have you ever wondered why we have a Christmas tree at Christmas time? And why don't we use just any tree as a Christmas tree? Some of our trees lose their leaves during winter - like apple trees and peach trees and oak trees. But some trees always have leaves on them. They are called Everlasting trees. They are always green. The type of tree that we use as a Christmas tree is an everlasting tree. It reminds us of the everlasting life that Jesus gives us when we believe in Him and follow Him. Because Jesus is eternal, when we believe in Him, we

can live forever with God, even after our life on earth ends. This is the amazing promise of eternal life.

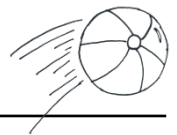
Do you know that hundreds of years before Jesus was born as a baby on earth, one of God's special messengers, the prophet Isaiah, gave the people a message from God saying that He would send a Saviour who would bring everlasting life. Even though it took hundreds of years to happen, God kept His promise. God keeps His promises to us, too. Let's read what it says in Isaiah 9:6. You will find the book of Isaiah near the end of the Old Testament.

In my Bible it says:

"A child will be born to us. A son will be given to us. He will rule over us. And He will be called Wonderful Adviser and Mighty God. He will also be called Father Who Lives Forever (Everlasting Father) and Prince Who brings Peace."

Now let's look up John 3:16 in the New Testament. In my Bible it says.

"God so loved the world that He gave His one and only Son. Anyone who believes in Him will not die but will have eternal life." When we believe in Jesus we get everlasting life, which means that we will live with God forever, even after our time on earth is done. When we celebrate Christmas, we remember that Jesus gave us this amazing gift of eternal life.



Move

Need:
Memory Verse
for each group

Do: Print out a copy of the verse for each group of 6-8 children. I advise printing each copy in a different colour to make things easy. Divide children into groups of 6-8 (or smaller). Place the sets of memory verses equidistance from each group, in a space large enough for the children to have to make some effort to reach the papers. Explain that a different person from each group needs to fetch one piece of paper each time. Once every group has fetched one piece of paper, you'll give the instructions for how to fetch the next piece of paper. Once they have all the pieces, they can arrange the words to make the verse.

Verse: John 17:3 Now this is eternal life, that they may know You, the only true God, and Jesus Christ, whom You have sent.

Say: Our memory verse for today comes from John 17:3. The problem is that the sentence has been cut up. As a group, you need to find out what the sentence says. All the words are here (Show the children where you've put the words, and show each group which pile of words belong to them). Each person in the group will get a chance to fetch a word. You need to listen to how you need to move each time. Once your group has all the words you can arrange them to make the verse. First group who can read the verse together is the winner!

Are you ready?

- walk backwards
- crawl on your hands and knees
- jump with your feet together
- two people stand back to back and hook arms, then crab walk
- one person wheelbarrow another person
- the whole group line up, arms on shoulders of person in front of you

Well done everyone! Let's all read the verse together on the count of three.



Review, Relate, Reveal

Need:
Video clip

Do: Prepare the video clip to watch together. The transcript can be found at the end of this lesson titled *Everlasting Life*. It is a 4 page document with pictures.

Say: This video talks about Everlasting Life.

What is Everlasting life? It is life with Jesus forever. Having a relationship with God that lasts forever. Even though this body will die some day, if we have chosen to follow Jesus, we will get a new body, and live with God forever.

What do we have to do if we want everlasting life? We have to believe that what the Bible says about Jesus is true, and have to follow Him and build a relationship with Him. Some people call it being born again.

Have you decided to follow Jesus? Have you been given everlasting life with God?

If there is anyone who is not sure, and would like to follow Jesus and have everlasting life, I would love to pray with you.



Restore

Need:
Picture of a
Christmas tree

Do: Show the picture of the Christmas tree or evergreen trees as you talk.

Say: Evergreen plants stay green and continue to grow throughout the year, even in really harsh conditions. This reminds us that when we trust in Jesus, we also grow in Him, no matter what challenges we face. John 15:5 says that Jesus is the vine and we are the branches. It promises that if we remain in Him, or stay connected to Him, then He will remain in us, or stay connected to us and then we will bear lots of fruit.

How do you think we can stay connected to Jesus? We are not a tree or a branch...

We grow in Jesus by staying connected to Him through prayer, reading the Bible and obeying His teachings in our everyday life. Just like an evergreen tree, we can keep growing in our faith to become strong and active.

What kind of fruit do we bear on our 'tree'? Can you remember learning about God's fruit? It is called the fruit of the Spirit. Can you remember what they are?

Galatians 5:22 The fruit of the Spirit is love, joy, peace, patience, kindness, goodness, gentleness, faithfulness and self-control.



God Time

Need:
Journals
Pencil crayons
Quiet
instrumental
music

Do: Have the music ready to play. Hand out the journals and pencils or pencil crayons. Help where necessary.

Say: We are going to spend some time talking to God. I want each of you to get your journal and something to write with, and then find a space where you can be alone with God.

Wait until everyone has settled before continuing.

We are going to ask God to show us a picture of something that you and He will do together in Heaven, and then you are going to draw that picture, or write a description. Let's ask Him. Say after me.

Father God

Please show me a picture

Of something that
We will do together
One day when I'm in Heaven
In Jesus' name
Amen.

Alternate Activity

Write a short letter to God, telling Him what you would love to do with Him one day when you're in Heaven. Then ask God to show you what He would like to do with you. Write down what He says.

Extend



Say: Your challenge from now until Christmas, is every time you see something green that has got to do with Christmas, say: "Jesus gives me everlasting life".

Also remember to learn your memory verse for next Sunday so that you can win a prize!

Make and Do



Need:
Worksheets
Scissors
One hole
punch
Ribbon

Do: Print out the Spiral Christmas Tree worksheets from the Resource section. Help where necessary.

Say: You are going to make a spiral Christmas Tree with today's verse written on it. I am going to give you each a worksheet. Colour the worksheet and then cut along the black lines. Glue the star to the top of the spiral. Punch a hole through where you've glued the star to the top of the spiral and put the ribbon through the hole. Use the ribbon to hang your tree up somewhere in your room. Read the verse every day. Say it at church next Sunday for a prize.



Jesus continued to teach about the kingdom of God and the everlasting life that He offers to all who believe in Him. He said, "I am the resurrection and the life. The one who believes in me will live, even though they die; and whoever lives by believing in me will never die".

Jesus lived a perfect life, died on the cross to take away our sins, and then rose from the dead, defeating death forever. Now, because of Jesus, we can have a relationship with God that lasts forever.

When we believe in Jesus and follow Him, we receive the gift of everlasting life, enjoying eternity with God in a place where there is no more pain or sorrow, only joy and peace.



In the very beginning, God created the world and everything in it.

He made the first people, Adam and Eve, and placed them in a beautiful garden filled with green plants and trees that were full of life. Everything was perfect, and they enjoyed a close relationship with God.

But one day, Adam and Eve disobeyed God by eating from the tree He had told them not to eat. This disobedience brought sin into the world, and with sin came death and separation from God.

But even then, God made a promise. He told them that one day, He would send a Saviour who would defeat sin and death and bring life back to the world.



© 2024 truewaykids.com

Many years passed, and people continued to struggle with sin and separation from God. But God never forgot His promise.

He sent prophets to remind His people that a Saviour was coming, one who would bring everlasting life. The promise was like a seed planted in the ground, slowly growing and waiting for the right time to sprout.

The people held onto this promise, trusting that God's word would come true, even when everything around them seemed dark and hopeless. The promise of a Saviour was always alive, no matter the season.



At last, the time came for God's promise to be fulfilled. In the little town of Bethlehem, a baby was born to Mary and Joseph. This baby was Jesus, the promised Saviour, the one who would bring everlasting life to the world.

As Jesus grew up, He began to teach people about God's love and His plan for salvation. One night, a man named Nicodemus, who was a teacher of the law, came to Jesus with questions. Jesus told him, "For God so loved the world that he gave his one and only Son, that whoever believes in him shall not perish but have eternal life".

Through Jesus, God was offering the gift of everlasting life to everyone who would believe in Him.



John 17:3

Now this

is eternal life,

that they may know You,

the only true God,

and Jesus Christ, whom You have sent.

Spiral Christmas Tree Verse



What you need:

Spiral Christmas tree template

Colouring equipment

Scissors

Glue


Decoration pieces (template on previous craft.)

String

What to do:



Colour the spiral tree template and decorations.




Cut out the spiral along the lines and the decoration pieces.



Glue the star to the top of the spiral and attach the decorations around it.

Tie a string to the top of the spiral tree, and it's ready to hang!





Colours of Christmas

Love and Sacrifice (Red)

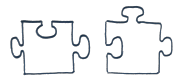
Grade 1-6

Lesson 2

Aim: To teach the children that the colour red reminds us of the deep love and sacrifice of Jesus. They will learn about how Mary and Joseph heard about Jesus' birth from an angel, and how this marked the beginning of Jesus' journey to save us from our sins through His ultimate sacrifice.

Bible: Matthew 1:18-25 Romans 5:8


Connect



Need:
Paper
Clipboards
pencils
Timer

Do: Print out 2 worksheets per group. Place on clipboards with pencils, ready to use. Play 4 or 5 rounds.

Say: We are going to have a competition. This is a game that you may have played at school before. We are going to play this game in our colour groups, but each group is going to divide into two mini groups. Each mini group will get a sheet of paper. There are four words at the top of the page. They are 'girl', 'boy', 'food' and 'thing'. I will give you a letter of the alphabet. Your mini group has to come up with a girl and boy name, a food and a thing starting with that letter. A 'thing' could be anything - a car, a toy, something you use around the house. For example, if the letter was "S", I could say: Samantha, Samuel, sausage, suitcase. You have 30 seconds. Let your group leader know if you're finished before then.



Word

Need:
video

Do: Download the video from <https://truewaykids.com/colours-of-christmas/>. You will find the video on page 24 of the document under Worship Time..

Say: Who can remember which colour we learnt about last week? Yes, the colour green. Who can remember what the colour reminded us of? Yes, everlasting life. We spoke about evergreen trees, that don't lose their leaves during winter. We spoke about how when we believe in Jesus and choose to follow Him, He gives us everlasting life. Life that lasts forever. Even though this body will die, If we have chosen to follow Jesus, then we will get a new body, and will live with God forever.

Today we are going to speak about the colour red. Who would like to guess what the colour red stands for?

Many people think of love when they see the colour red.

Let's watch this video together and hear what they have to say.

What did the video say that the colour red reminds us of?

It reminds us of the sacrifice that Jesus made on the cross, allowing us to be forgiven and have a relationship with God.



Review, Relate, Reveal

Need:
Computer

Do: Look up the meanings of the names of the children in your group before the time. Have a computer or phone with you so that you can google meanings of names of any extra children. I found <https://www.names.org/> quite helpful.

Say: Who of you know the story of how you got your name? Do you know what your name means? Do you have any nicknames? What do your parents call you? What do your friends call you?

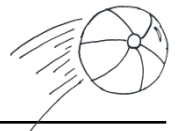
In today's Bible story the angel told both Mary and Joseph to name the baby "Jesus". Would anyone like to guess what it means? In Matthew 1:21 the angel is talking to Joseph and says: "You must give Him the name Jesus. That's because He will save His people from their sins."

Jesus was called several names. Can anyone think of another name for Jesus? He was also called Immanuel, which means God with us. Jesus left Heaven to come to earth as a baby so that He could show us how much God loves us, how to love each other, and show the ultimate love by dying on the cross as a sacrifice for our sins.

That is why Jesus is also called the Lamb of God. Remember, in the old testament, before Jesus, people had to sacrifice a perfect lamb as payment for their sins, so that they could be made right with God. Jesus was that "Lamb", and His sacrifice on the cross paid for all our sins, for ever and ever.

Jesus is also called our Saviour – because He saved us from our sins, and from having eternal life with God.

All of Jesus' names have a very important meaning for us, because they all show what He does for us.



Move

Need:
Bibles

Do: Hand out the Bibles and help the children to find the verse. Give each group a chance to perform their memory verse to everyone.

Say: Let's look up today's memory verse. You can find it in Romans 5:8, in the New Testament.

In my Bible it says: "But here is how God has shown His love for us. While we were still sinners, Christ died for us."

In small groups, I want you to put actions or a dance or music to the verse. You have 5 minutes to work on it before you come and show it to the rest of us.



Say: Can anyone point to anything red in the room? Red is a very important colour in the Bible. It can remind us of love, like the hearts we draw to show people we care. But it also points to something much bigger—how much Jesus loves us. When Jesus died on the cross, He gave everything for us because He loves us so much. The Bible says that His blood cleanses us from all sin (1 John 1:7), which means that He washes away the things we've done wrong and makes our hearts clean and new. Jesus didn't wait for us to be perfect or to do everything right. Even though we make mistakes and sin, He gave His life so we could be forgiven and be close to God again. His love is a gift!

God showed His love for us by sending Jesus, even though we didn't deserve it or do anything to earn it. This is called GRACE. It is a gift we receive not because we earned it, but because God loves us so much. Jesus' sacrifice was the greatest gift of all, given to us because God loves us so much. It's better than all our Christmas gifts put together!

God Time



Need:
Journals
pencils

Do: Hand out the journals and pencils. Make sure that you give the children time to respond to God and record what He says to them. Pray with children who are struggling to hear God.

Say: We are going to spend some time chatting to God. I want you to get your journal and a pencil, and then find a space where you won't be bothered by anyone else.

Jesus doesn't expect us to die for our family or friends, but He does expect us to sacrifice for them. It means putting someone else's needs or wants before your own. It may mean giving your brother or sister a chance first. It may mean helping your mom or dad with something instead of playing your video game. It

may mean visiting family instead of hanging out with your friends.

When we sacrifice or put someone else's needs before our own, we show them love. It is not easy, but Holy Spirit helps us when we ask Him to.

Let's spend some time with God and ask Him to show us whose needs we need to put before our own this week. Who do we need to love by sacrificing this week, and how do we need to do it. Write or draw what God shows you in your journal. I will pray, and then we will have some quiet time while God speaks to you. "Father God, please show us who we need to love by putting them first this week. Lord, you always have the best ideas. Please show us how to put that person first and show them love."

Have a time for the children to be quiet and respond to God. Once you can see that most of them have finished, end in prayer.

"Father God, thank You for loving us so much that You sent Jesus to earth. Jesus, thank You for the sacrifice that You made - Your life on the cross so that we could be forgiven. Thank You for loving us so much. Please help us to love our family and friends this week by putting their needs and wants in front of our own. In Jesus' name, Amen."

Make and Do



Need:
worksheets
Pencils

Do: Make copies of the Names of Jesus word search for each child. Make 1 copy of the answer sheet for each small group leader. Help where necessary.

Say: Each of you are going to get a worksheet. There are twelve names of Jesus that you have to find hidden in all the letters. The words are written from top to bottom, or bottom to top, or across, but not backwards. You may do it with a partner, or on your own. Take your worksheet home and tell your parents what the colour red stands for in the Christmas story.

Extend



Need:
Copies of
today's verse

Do: Give each child a copy of the verse to take home.

Say: Here is the verse that we did today. Learn it for next week. You may get a prize!

Connect Activity Lesson 2 Red

Girl

Boy

Food

Thing

Name: _____

Names of Jesus

T	M	H	D	F	S	H	M	B	K	F	B	L	F	C	S	A	S
U	I	E	T	D	K	A	M	S	I	Q	H	A	O	K	O	L	O
Q	E	M	S	N	C	I	V	W	N	U	Y	M	P	I	M	P	N
Z	C	D	M	S	G	X	E	I	G	I	D	B	S	G	E	H	O
M	A	H	K	A	I	F	V	K	O	I	Y	O	H	L	G	A	F
A	K	G	R	J	N	A	Z	G	F	U	K	F	E	H	A	I	G
W	N	T	B	I	Y	U	H	M	K	N	R	G	P	Q	M	U	O
F	I	N	L	O	S	X	E	G	I	C	M	O	H	Z	T	T	D
C	I	R	G	J	H	T	I	L	N	X	Z	D	E	P	J	A	R
X	L	O	R	D	I	O	M	I	G	F	K	H	R	T	B	M	M
Y	A	F	E	J	E	S	U	S	S	C	I	O	D	D	H	C	Z
Y	O	Q	G	C	J	H	K	T	I	L	Z	A	Y	G	H	S	V

Find the following words in the puzzle.

Words are hidden →, ↓, and ↘.

KING OF KINGS

LAMB OF GOD

IMMANUEL

SHEPHERD

SON OF GOD

MESSIAH

SAVIOUR

CHRIST

JESUS

ALPHA

OMEGA

LORD

SOLUTION

Names of Jesus

.	M	.	.	.	S	.	.	.	K	.	.	L	.	.	.	A	S
.	I	E	.	.	A	.	.	I	.	.	A	.	.	O	L	O	
.	.	M	S	.	.	.	V	.	N	.	.	M	.	.	M	P	N
.	C	.	M	S	.	.	.	I	G	.	.	B	S	.	E	H	O
.	.	H	.	A	I	.	.	.	O	.	.	O	H	.	G	A	F
.	.	.	R	.	N	A	.	.	F	U	.	F	E	.	A	.	G
.	.	.	.	I	.	U	H	.	K	.	R	G	P	.	.	.	O
.	S	.	E	.	I	.	.	O	H	.	.	.	D
.	T	.	L	N	.	.	D	E
.	L	O	R	D	G	.	.	.	R
.	.	.	.	J	E	S	U	S	S	.	.	.	D
.

Word directions and start points are formatted: (Direction, X, Y)

KING OF KINGS (S,10,1)

LAMB OF GOD (S,13,1)

IMMANUEL (SE,2,2)

SHEPHERD (S,14,4)

SON OF GOD (S,18,1)

MESSIAH (SE,2,1)

SAVIOUR (SE,6,1)

CHRIST (SE,2,4)

JESUS (E,5,11)

ALPHA (S,17,1)

OMEGA (S,16,2)

LORD (E,2,10)

PUZZLE INFO

Names of Jesus

This worksheet was created with the Word Search Generator on Super Teacher Worksheets (www.superteacherworksheets.com).

Puzzle Word List:

LAMB OF GOD
CHRIST
KING OF KINGS
ALPHA

MESSIAH
SAVIOUR
LORD
OMEGA

JESUS
IMMANUEL
SHEPHERD
SON OF GOD

Puzzle Title: Names of Jesus

Created By: Lynette

Date Created: Oct 6, 2025

Filename: kmo3K

Teacher: Single Teacher

Direct Link:

<https://www.superteacherworksheets.com/custom/?ws=kmo3K>



Super Teacher Worksheets

Our word search generator is free, but members of Super Teacher Worksheets can access dozens of other generators tools. STW also features over 20,000 printable worksheets, games, and activities. Join today!

Individual memberships are only \$24.95 per year!

MEMORY VERSE CARDS



"But God proves His
love for us in this:
While we were still
sinners, Christ died
for us."
– Romans 5:8



"But God proves His
love for us in this:
While we were still
sinners, Christ died
for us."
– Romans 5:8



"But God proves His
love for us in this:
While we were still
sinners, Christ died
for us."
– Romans 5:8



"But God proves His
love for us in this:
While we were still
sinners, Christ died
for us."
– Romans 5:8



"But God proves His
love for us in this:
While we were still
sinners, Christ died
for us."
– Romans 5:8



"But God proves His
love for us in this:
While we were still
sinners, Christ died
for us."
– Romans 5:8



"But God proves His
love for us in this:
While we were still
sinners, Christ died
for us."
– Romans 5:8



"But God proves His
love for us in this:
While we were still
sinners, Christ died
for us."
– Romans 5:8

Colours of Christmas

The Light of Jesus (White)

Grade 1–6

Lesson 3

Aim: To teach the children that white reminds us of the purity and light of Jesus, who was born to bring light to a world dark with sin. They will explore how Jesus' birth represents a new beginning, where He covers our sins and makes us white as snow.

Bible: Isaiah 1:18 John 1:1–9 John 8:12

Connect



Need:

Blindfolds

Small balls


Buckets

Timer

Do: Prepare blindfolds, small balls and buckets for however many children are going to take part. They can do it all together and the winner is the first one finished, or one at a time and you can time them. Winner is person who does it in the shortest time. The idea is that it is difficult to do easy things when we can't see because there is no light.

Say: Choose one person from each group to come to the front to play today's game. The person will have to walk from one end of the hall to the other, find the ball, and then put it into the bucket. They will have to do all of this while blindfolded. Your team members may tell you what to do, but may not lead you. I will time you. The person who does it in the shortest time is the winner.

What made that activity difficult to do? It was because you had a blindfold on. You were in the dark. Who of you have ever been in a place that was very dark. Where you can't even see your hand in front of your face? What is the only thing that can help you in a place like that? A light. Today's lesson is all about light.



Need:
Bible

Do: *When you read the Bible verses, emphasise the words written in italic.*

Say: Who can remember which colours we have learnt about so far, and what they stand for?

Green – everlasting life – Jesus came to give us life that last forever. Even though this body will die, If we have chosen to follow Jesus, then we will get a new body, and will live with God forever.

Red – sacrificial love – It reminds us of the sacrifice that Jesus made on the cross, allowing us to be forgiven and have a relationship with God.

Let's find out what today's colour is.

Who can remember where Jesus was born? (In a stable)
Why wasn't He born in Joseph and Mary's house? (Had to travel to Bethlehem for census issued by King Herod)
How do you think Mary and Joseph felt about having to stay in a stable? (Perhaps disappointed because it was stinky or perhaps grateful because they had some shelter).
Who were the first people who came to visit baby Jesus? (Shepherds).

Today we are going to learn about how Jesus' birth brought light into the world. When we think about light, what colour comes to mind? Often white is seen as a colour of purity, light and new beginnings. Can you think of any white things that we see at Christmas time?

- angels often wear white clothes
- white or silver round balls
- lights on the Christmas tree
- in other places in the world they have snow

Today's passage from the Bible is a bit like a puzzle. I want you to listen carefully while I read it, and try to figure out Who it is talking about. It comes from the book of John, which is in the New Testament. In my Bible it says:

John 1:1-9: "In the beginning, the *Word* was *already there*. The Word was *with God*, and the *Word* was *God*. **2** He was with God in the beginning. **3** All things were made through Him. Nothing that has been made was made without Him. **4** Life was in Him, and that life was the *light* for all people. **5** The *Light* shines in the *darkness*. But the darkness has not overcome the light. **6** There was a man sent from God. His name was John. **7** He came to be a witness about that Light. He was a witness so that all people might believe. **8** John himself was not the Light. He came only as a witness to the Light. **9** The *true Light* that *gives light to everyone* was coming into the world."

Who do you think it is talking about? Jesus! This passage calls Jesus the Word – the message from God – and the Light – the One who shows the way in the darkness.

Before Jesus came to earth as a baby, He lived in Heaven with Father God and Holy Spirit. Jesus has always existed. Today's verses say that all things were made through Jesus. Jesus came as a baby to bring God's light into a world that was full of darkness because of all the sin. People were not following God.

Just like when a room is dark we switch on a light to help us see, Jesus helps us see the truth about God and how much He loves us. He shows us the way to live a life that is pure and pleasing to God. Jesus is the light of the world.

Review, Relate, Reveal



Need:

Whiteboard
Markers
Eraser with
cleaner on it
White paper
Video

Do: Make sure you have a very clean whiteboard. A piece of laminated white paper also works well. Have a cloth to clean it. Put some product on the cloth beforehand so that the board is very

clean once it is wiped. Methylated spirits (purple stuff) works well. Please test this before you do it. Have the video of today's story ready to play. You can find it on page 22 under Story Video. <https://truewaykids.com/colours-of-christmas/>

Say: What is sin? It is all the things that we do that go against God's rules. Sometimes we do them on purpose, and sometimes we do them by accident. The only thing that can take away our sin is the blood of Jesus. The Bible says that when we say sorry to God for our sins – and really mean it – and turn away from the things that we are doing wrong and choose to do the right thing instead, then God forgives us our sins. The Bible says in Isaiah 1:18 that when we say sorry to God for our sins, He makes us as “white as snow” on the inside. It's another way of saying that He cleans our heart.

Who can name some of the sins that we do, on purpose or by accident? I'm going to write them on this whiteboard as you say them.

These sins leave marks on our heart, just like the words leave black marks on the whiteboard.

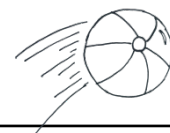
I have a second piece of white paper here. Which one reminds you more of Jesus' purity? This white piece of paper, or this whiteboard with the black marks on it?

Jesus is pure and without any sin. But He died to pay the price for our sin. When we ask Him for forgiveness, He wipes away all our sin and makes our heart as white as snow. (*As you speak, clean the whiteboard*).

Let's watch the video of today's Bible story.



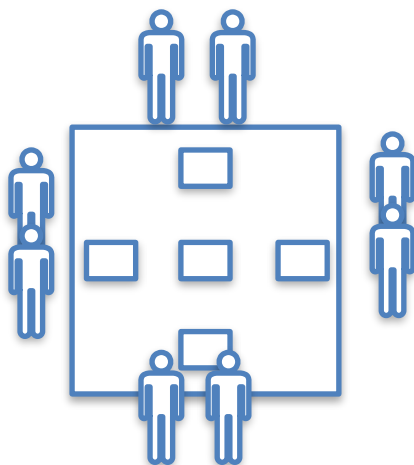
Move



Need:
Memory verse
Bible
Tape

Do: Make a copy of the memory verse pages for each group. Using tape, make a square on the floor. Put the verse reference in the middle of the square, and then put a page on each line of the square, in order. The idea is that in their small groups, the children stand around the square. They need to say the phrase that is on their line of the square. Move the children from line to line, so that everyone has a chance to read all the sentences.

"I am the light of the world. Whoever follows Me will never walk in the darkness, but will have the light of life." John 8:12



Say: Today's verse comes from John 8:12. Let's look it up together.

Who would like to read it?

We are going to learn the verse together. I want two of you (divide the children up between the four lines) to stand on each line. You are going to read the words in front of your line. We will start by all reading the piece of paper in the middle, which is where the verse comes from. Then the children standing on the line that says "I am" will start, followed by the next line, and the next line etc, until we have said the verse. Then we will all move to the line on our right, and read the verse again. We will continue until all of us have had a chance to read all the sentences.



Restore

Need:
Torch
Mirrors

Do: Hand the mirrors out to a few of the children in the room and ask them to reflect the light from the torch onto another surface. Shine the torch at the children.

Say: Have you ever used something shiny to reflect the light of the sun onto something else? I've seen children use their watch or a phone. We are going to try to do that this morning. I am going to give some of you mirrors to use. You need to use the mirror to reflect the light from the torch that I hold onto another surface.

Let's try.

Well done. Now pass your mirror onto someone else so that they can also have a turn.

Jesus wants us to be like this mirror. Just like the mirror reflects the light, we should reflect Jesus' light and love into the world around us. When we follow Him, His light shines through us to help others see how they should live.



God Time

Need:
Journals
Pencils

Do: Hand out the journals and pencils. Make sure that you give the children time to respond to God and record what He says to them. Pray with children who are struggling to hear God.

Say: We are going to spend some time with God. Please fetch your journal and a pencil, and find a spot where you won't be bothered by anyone else.

In the activity with the mirror and the torch, we learnt that Jesus wants us to reflect His light to others. When we follow Him, then the things that we say and do show others His light.

You are going to get an opportunity to ask Jesus to show you how He specifically wants you to reflect His light and love this

week. Take a deep breath in. Hold your breath. Let it out slowly. Let's do that again. Now I want you to repeat this prayer after me. You can say it softly to yourself or in your head. Then I want you to wait for God to answer you. Write down or draw what He says.

"Jesus, please show me how I can reflect Your light this week."

Have a time for the children to be quiet and respond to God. Once you can see that most of them have finished, end in prayer.

Let's pray: "Jesus, You forgive us our sins and make us white as snow again. Thank You. Jesus, You show us how we should live. Thank You. Jesus, please help us to follow You. Help us to be Your light to the people around us. In Your name we pray. Amen."

Make and Do



Need:
Worksheets
Scissors
Pencil crayons

Do: Go through the attached instructions beforehand so that you understand what has to be done.

Say: I am going to give each of you a worksheet. You are going to make a lantern. You need to colour in and then cut along the solid black lines. Fold the large block in half, along the middle of the world map, and then cut along the dotted lines. Glue as shown, and then past the two edges together. Glue the handle on the top. Take your lantern home and explain to your family how Jesus is the Light of the world.

Extend



Need:
Copies of
today's verse

Do: Give each child a copy of the verse to take home.

Say: Here is the verse that we did today. Take it home and learn it for next week. You may get a prize!



Before Jesus went back to heaven, He told His followers to keep shining His light.

He said, "You are the light of the world. A city built on a hill cannot be hidden."

Jesus wants us to shine His light in everything we do.

Just like a mirror reflects light. When we follow Jesus and do what He teaches, we reflect His light to others.

When we follow Jesus and let His love guide us, His light shines through us.

By living for Jesus, others will see His light in our lives and be drawn to know Him more.



Before Jesus was born, God gave His people a special message through a man named Isaiah.

Isaiah said, "The people walking in darkness have seen a great light."

This was a promise that God would send a bright light to help and save His people.

The colour white reminds us of this light, which would break through the darkness of sin and bring hope to the world.

When Jesus was born in Bethlehem, it wasn't just any baby being born—it was the coming of the Light of the World!

**I am the
light of
the world.**

Whoever

Follows Me

**will never
walk in the
darkness,**

**but will
have the
light of life.**

John 8:12


Light of the World Lantern



What you need:

Template page,
Colouring equipment,
Scissors,
Glue.

What to do:



Colour the template page and cut out the parts.



Fold the large section in half.

Cut on the dash line only.



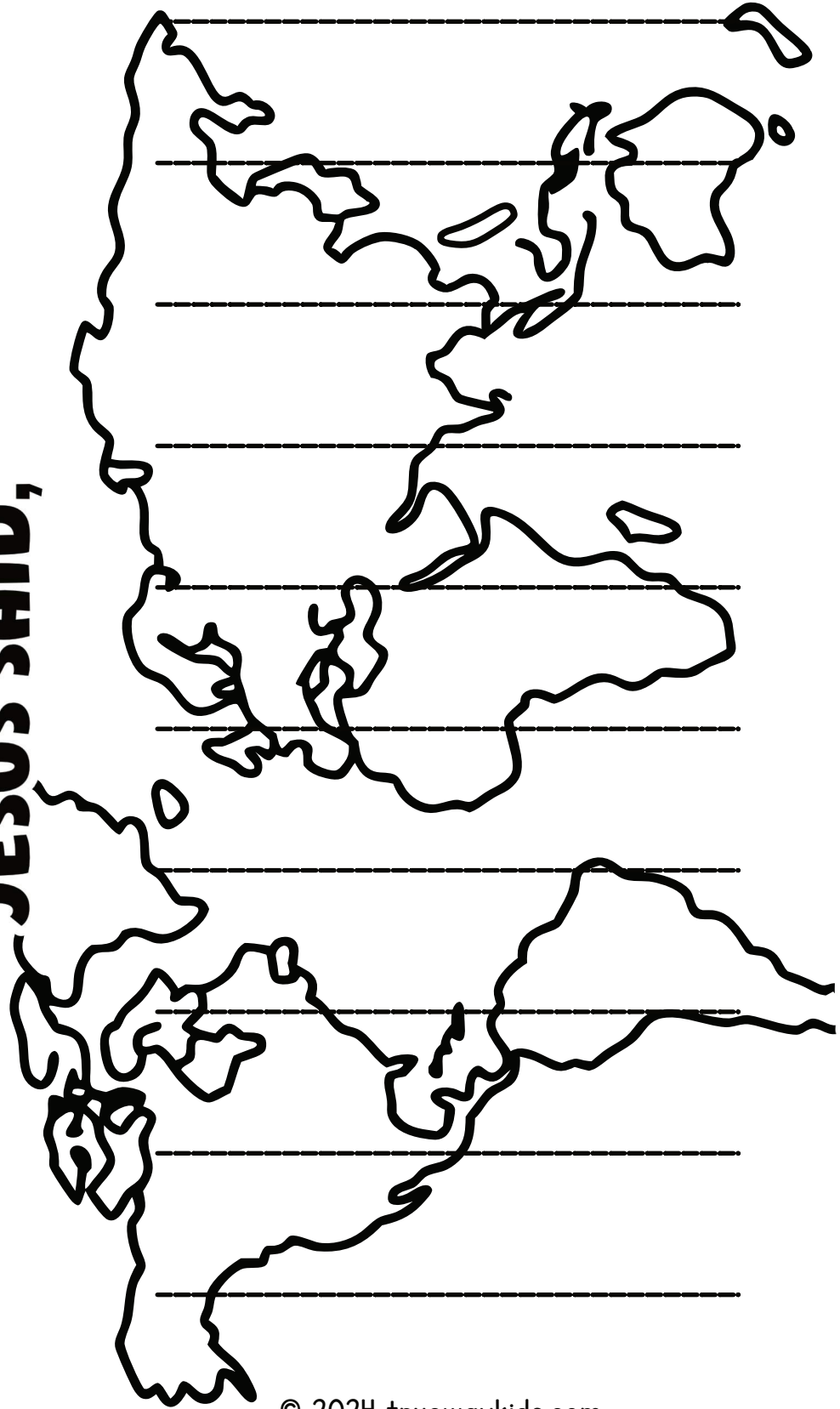
Glue large section where shown to make the lantern shape.

Glue on the handle.



JOHN 8:12

JESUS SAID,



“I AM THE LIGHT OF THE WORLD”

Glue here - Glue here - Glue here - Glue here - Glue here

© 2024 truewaykids.com

Colours of Christmas

The Peace of Jesus (Blue)

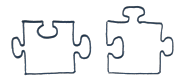
Grade 1-6

Lesson 4

Aim: To teach the children that Jesus came to bring peace between us and God and peace with others. He wants us to share His peace with the world.

Bible: John 14:27 Luke 2:8-14

Connect



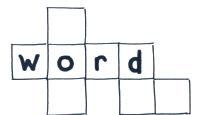
Need:
Blindfold

Do: Wait until the children have formed a circle before you explain how the game works. You can play a few rounds, giving different children a chance to be shepherd and sheep each round.

Say: We are going to play a guessing game. I want everyone to stand in a big circle. Let's do that now. One person is going to be the Shepherd. They will wear a blindfold. Once they have the blindfold on, I will point to one person who will be the sheep. The sheep will say: "Baa, baa, baa". The shepherd can then take off their blindfold and guess who the sheep is.

Well done everyone. Who would like to guess what today's Bible story is about?

Word



Need:
Colour card
Video

Do: Download the video or have it ready to play. Have material or pieces of card in green, red, white and blue to hold us as you speak about them.

Say: Over the last three weeks we have discussed three colours that

we find at Christmas time. Who can remember what green reminds us of?

Green – everlasting life – Jesus came to give us life that last forever. Even though this body will die, If we have chosen to follow Jesus, then we will get a new body, and will live with God forever.

Who can remember what red reminds us of?

Red – sacrificial love – It reminds us of the sacrifice that Jesus made on the cross, allowing us to be forgiven and have a relationship with God.

Who can remember what white reminds us of?

White – light of the world – Jesus came as a baby to bring God's light into a world that was full of darkness because of all the sin. Today's colour is blue. What do you think of when you see the colour blue? Blue often reminds people of calmness and peace. Today we are going to learn about how Jesus brings peace to our lives.

The third book in the New Testament is called Luke, because it was written by a man called Luke. In Luke 2:8-14 it tells the story of how angels visited shepherds who were watching their sheep in a field nearby and told them about Jesus. Let's watch this video together.



The angels said something very important to the shepherds. In Luke 2:13-14 it says: "Suddenly a large group of angels from heaven also appeared. They were praising God. They said, "May glory be given to God in the highest heaven! And may peace be given to those He is pleased with on earth!"

How would you feel if you were sitting outside on a dark night, and all of a sudden there was a really bright light in the sky, and an angel started talking to you? *(Allow children to respond)*

The shepherds were probably just as surprised and scared as some of you would be. But the angel told them not to be afraid. The news they were bringing was good news! Jesus, the Saviour, had been born! Then the angels praised God, saying: "Glory to God in the highest heaven, and on earth peace to those on whom His favour rests."

The message wasn't just for the shepherds, but for everyone. Jesus' birth was a gift of peace for all of us, and that's why the angels were so excited to announce it! They told the shepherds to tell everyone about it!

Review, Relate, Reveal



Need:

2 chairs
Dress up clothes
Wood plank
Large glass bowl of water
Pebble

Do: *Have a wooden plank long enough to make a 'bridge' between two chairs. Place the chairs together to start with, and then move them far enough away that there is a gap, but the plank is able to make a bridge between the chairs. Choose a child to be "God" and a child to be "man". Give them each something to put on or hold as a 'dress up item'. Follow the italic prompts in the Say part of the lesson. Fill a large glass bowl or large plastic basin with water. You want the children to be able to see the ripples of the water as the pebble is dropped into it.*

Say: Who can tell me what the word peace means?

It could be the opposite of chaos, it could mean the opposite of war. It could mean the opposite of fighting.

Jesus came to give us peace with God and peace with others.

Place the two chairs next to each other. Have the God and Man prop ready to give to the children who act those parts.

I need two children to help me tell this part of the story. One will be God, and one will be people. I want you to put this on, and then come and stand on the chairs here.

When God made people His idea was that people would have a close relationship with Him. God and people, you can link arms. But unfortunately people's sin made it hard to be close to God. *As you speak, pull the one chair away from the other.*

Children, things like lying or being unkind or stealing hurts our relationship with God, just like it can damage any other friendship. But Jesus came to bring peace between us and God by taking away our sins. *Put the plank between the two chairs.* His death on the cross made it possible for us to have a close relationship with God again. *Help 'people' to walk across the plank, back to God.* God and People can link arms again.

Because of Jesus we can be friends with God again. We can talk to Him in prayer and listen to what He says, and choose to follow what Jesus would do instead of doing our own thing. We can have peace with God which is the most important peace we can ever have.

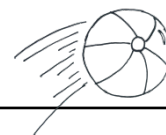
Move the bowl to a place where the children can see it easily, and have the stone ready in your hand.

Jesus doesn't only bring peace between us and God. He also helps us to have peace with others.

This pebble represents Jesus and the peace that He brings. Would one of you like to drop the pebble into the water? What do the rest of you think is going to happen? It makes ripples from where the pebble lands to the end of the bowl. All the water is affected by this little pebble.

In the same way, we can spread Jesus' peace to others. When we decide to follow Jesus and let His peace fill us, it's like the ripples that spread over the water. His peace moves through us, touching others when we are kind, forgiving and helpful. When we show that loving others is more important than being right or even getting our own way.

Move



Need:

Several white balloons

Blanket

Paper plates

Do: You need 6 white balloons for each group, or you can do it as one big group, depending on the number of children you have. Before the time you need to prepare the balloons by writing a phrase of the verse on each balloon. Also remember to write the verse reference. It would be easiest to write onto stickers, and then just stick onto the balloons once they are blown up. If you are working in teams, make sure that you use different colour markers or stickers so that each team is only 'herding' their own 'sheep'.

Each child needs a paper plate, or a piece of card. Spread the balloons around your space. The children have to 'herd' the white balloon 'sheep' into a demarcated space - either mark a space using tape, or use a blanket. But they are not allowed to touch the balloons. They need to wave their paper plate in order to make the balloon move. Once all the balloons are in the space, they have to arrange the phrases to make the verse, and then learn the verse.

I leave My peace with you.

I give My peace to you.

I do not give it to you as the world does.

Do not let your hearts be troubled.

And do not be afraid.

John 14:7

Say: In today's story from the Bible there were lots of sheep. Sheep can be really difficult to control. Today you are going to practice being shepherds controlling your sheep. Each team will get a different colour. In your teams you need to 'herd' your balloon sheep into your special space using only your paper plate, not your hands. Only once the sheep are all in their pen (special space) may you touch them with your hands. You will see that each sheep has words on it. You need to arrange the sentences to make today's memory verse. Then you need to learn it as a group.



Restore

Need:

Blue card

Pebble

Do: Have blue card and pebble from previous activities to refer to as you talk. If you choose to, you can watch the video of today's lesson and then use the "Say" part below after the video. There is a transcript of the video in the notes. Find the video at <https://truewaykids.com/colours-of-christmas/>



Say: The colour blue at Christmas reminds us of the peace that Jesus brings. Jesus came to bring His peace to the world. He is called the Prince of Peace. Just like the ripples in the water kept spreading outwards, Jesus' peace is supposed to keep spreading outwards, to more and more people. We are called to share His peace with others by telling them about Him, and by showing love and kindness. We can be peacemakers by showing Jesus' love to others.



God Time

Need:

Journals

Pencils

Do: Hand out the journals and pencils/pencil crayons. Pray with children who are having a difficult time. When most of the children have finished, end in prayer together.

Say: We are going to spend some time with God now. I want you to get your journal and something to write or draw with, and then find a space where you can be away from anybody or anything that can distract you. It's time to focus on God.

Write a letter or draw a picture of something in your life where you need Jesus to give you peace. Maybe it is a person that you find difficult to get on with. Maybe it's something happening at home. Maybe it is even something that makes you afraid. Tell Him about it as you draw/write. Ask Him to help you and give you His peace, just like today's verse says. Listen to what He says back to you.

Give the children some time to do the task. When most of the children are done, pray together.

Let's pray together.

Jesus, thank You that You know us and You know all about our life. Thank You that You are always with us. Your Word promises that You will give us Your peace. Please help us with whatever we need peace for. Help us not to be worried or afraid. Help us to remember that You are with us.

In Your precious name, Amen.

Make and Do



Need:
Worksheets
Pencils

Do: *Hand out the worksheets. Help where necessary.*

Say: Each of you will get a worksheet. There are words hidden in the body of the angel. Find the word and then draw a circle around it. The words are written backwards, forwards, up, down and across. You can do it on your own, or with a partner. Older children may need to help younger children.

Take your worksheet home and use the words to tell your family about today's Bible story, and what the colour blue teaches us about Jesus and Christmas.

Extend



Need:
Copies of
today's verse

Do: Give each child a copy of the verse to take home.

Say: Here is the verse that we did today. Take it home and learn it for next week. You may get a prize!

MEMORY VERSE CARDS



"Peace I leave with
you; My peace I give
you. I do not give to
you as the world
gives. Do not let your
hearts be troubled;
do not be afraid."

John 14:27



"Peace I leave with
you; My peace I give
you. I do not give to
you as the world
gives. Do not let your
hearts be troubled;
do not be afraid."

John 14:27



"Peace I leave with
you; My peace I give
you. I do not give to
you as the world
gives. Do not let your
hearts be troubled;
do not be afraid."

John 14:27



"Peace I leave with
you; My peace I give
you. I do not give to
you as the world
gives. Do not let your
hearts be troubled;
do not be afraid."

John 14:27



"Peace I leave with
you; My peace I give
you. I do not give to
you as the world
gives. Do not let your
hearts be troubled;
do not be afraid."

John 14:27



"Peace I leave with
you; My peace I give
you. I do not give to
you as the world
gives. Do not let your
hearts be troubled;
do not be afraid."

John 14:27



"Peace I leave with
you; My peace I give
you. I do not give to
you as the world
gives. Do not let your
hearts be troubled;
do not be afraid."

John 14:27



"Peace I leave with
you; My peace I give
you. I do not give to
you as the world
gives. Do not let your
hearts be troubled;
do not be afraid."

John 14:27



© 2024 truewaykids.com

Jesus also calls us to share His peace with others.

He said, "Blessed are the peacemakers," meaning that when we follow Him, we should bring peace wherever we go.

We can be peacemakers by being kind, helping others, and forgiving those who hurt us.

Just as a calm blue sky brings peace, we can bring Jesus' peace to those around us by living in a way that reflects His love.



THE PEACE OF JESUS

One quiet night, shepherds were watching their sheep when the sky suddenly lit up, and an angel appeared!

The shepherds were terrified, but the angel said, "Don't be afraid. I bring good news—today a Saviour has been born in Bethlehem."

Then a whole group of angels appeared, praising God and saying, "Glory to God, and peace on earth."

The shepherds hurried to Bethlehem to see this amazing gift of peace that God had given to the world.



As Jesus grew up, He became known as the Prince of Peace, just as the angels had said.

One day, when a fierce storm hit, Jesus was in a boat with His disciples. The waves were crashing, and the disciples were scared, but Jesus stood up and said, "Peace, be still!" and the storm calmed down immediately.

This miracle showed that Jesus brings peace not only to the world around us but also to our hearts in any situation.



Jesus didn't just come to calm storms, He came to bring peace between us and God.

Our sin had separated us from God, like a broken friendship, but because Jesus died for our sins, we can be forgiven and have peace with God.

The Bible says, "We have peace with God through our Lord Jesus Christ."

This peace is the most important kind because it means we can live close to God and talk to Him every day.

Word Search



	B	V	N	N	M	I											
O	B	H	Y	R	O	H	Q	V	N								
L	B	S	L	E	G	N	A										
	O	V	E	C	F	L											
	U	N	O	R	E	S											
S	S	S	H	A	A	N	A										
G	O	O	D	E	R	Z	U										
R	V	M	S	L	A	T	Z										
	E	E	Q	A	Z	V											
J	S	N	H	H	L	V	Y	E	S								
S	O	U	E	W	W	I	I	J	N								
	I	W	U	Y	L	G	M	S	G	O	Z	K					
M	A	I	G	S	K	H	S	U	H	X	H	U	D	L	P		
X	H	T	Z	K	L	H	T	S	Z	E	N	I	T	R	E	S	I
	Y	H	Y	S	A	E	Z	F	P	S	O	J	A	X			
	G	G	E	J	B	E	H	H	M	I	C	W					
	L	I	M	V	Z	P	E	X	E	X							
	G	W	O	N	F	C	W	R	P	U	P	Z					
	V	P	C	R	S	K	N	D	U	C	U	O					
		G	Y	A	C	S	G										

Angels
Bethlehem
Fear
Glory

Good News
Heaven
Jesus
Joy

Light
Messiah
Night
Peace

Saviour
Sheep
Shepherds



B V N N M I
 O B H Y R O H Q V N
 L B S L E G N A
 O V E C F L
 U N O R E S
 S S S H A A N A
 G O O D E R Z U
 R V M S L A T Z
 E E Q A Z V
 U S N H H L V Y E S
 S O U E W W I I J N
 I W U Y L G M S G O Z K
 M A I G S K H S U H X H U D L P
 X H T Z K L H T S Z E N I T E S I
 Y H Y S A E Z F P S O J A X
 G G E J B E H M I C W
 L I M V Z P E X E X
 G W O N F C W R P U P Z
 V P C R S K N D U C U O
 G Y A C S G



Colours of Christmas

The Kingship of Jesus (Gold)

Grade 1-6

Lesson 5

Aim: To teach the children that Jesus is the King of Kings. He is not like other kings. He reigns over the whole universe and our hearts, if we let Him.

Bible: Matthew 2:1-12 Revelation 19:16

Connect



Need:
Worksheets
Dice
Pencils

Do: Make a copy of the Crown Jewels dice game for each group. Give each group a worksheet, a pen and a dice. The winning group is the one that gets all the jewels in their crown first, by throwing the correct numbers.

Say: We are going to play a game. Each group will get a worksheet. It is a picture of a crown without any jewels. You need to throw different numbers on the dice to collect all the jewels. Once you have collected a jewel, use the pencil to cross the jewel out. Pass the dice around the circle so that everyone gets a turn to throw. The winning team is the one who collects all the jewels first.

Word



Need:
videos
player
Colours

Do: Watch both videos and decide which one you want to use. Have them ready to use. Hold up the different colours of Christmas as you speak about each one.

Say: For the last four weeks we have been talking about the different colours of Christmas. Let's see how much you remember.

Green – everlasting life – Jesus came to give us life that last forever. Even though this body will die, If we have chosen to follow Jesus, then we will get a new body, and will live with God forever.

Who can remember what red reminds us of?

Red – sacrificial love – It reminds us of the sacrifice that Jesus made on the cross, allowing us to be forgiven and have a relationship with God.

Who can remember what white reminds us of?

White – light of the world – Jesus came as a baby to bring God's light into a world that was full of darkness because of all the sin.

Who can remember what blue reminds us of?

Blue – Prince of Peace – It reminds us that Jesus came to bring His peace to the world.

Today's colour is gold. In the game we just played we had to decorate a crown. A crown reminds us of royalty – Kings and Queens. Today we are going to talk about Jesus being our King.

Who can remember the first visitors that baby Jesus got? Yes, the shepherds. Who told the shepherds where to find Jesus? Yes, the angels.

Who did Jesus meet at the Temple when He was 8 days old? Anna and Simeon. They were both very old and had been waiting a very, very long time to meet Jesus.


When Jesus was between 1 and 2 years old, He had some very special visitors. They were called the Wise Men. Let's watch this video that tells us all about the Wise Men's visit.

Younger Children

The Story of Christmas (Jesus and the Wise Men) Saddleback Kids

Older Children

Read the story from Matthew 2:1-12 and then watch this video together.



Review, Relate, Reveal

Need:

Large glass
container filled
with water
Spoon
Gold glitter
Cloth
Crown
Red heart

Do: Fill a large glass bowl, jug or vase with water. Have a spoon long enough to reach the bottom. Have enough gold glitter for it to spread though the water. See the italic writing in the "Say" part for directions.

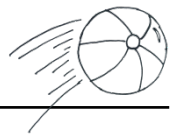
Say: How did the wise men know that Jesus was a King? It had been prophesied in the Old Testament, which they knew, that when they see a new star in the sky, it would mean that a new Jewish king had been born. They took gifts to the king to show respect and honour. Even though Jesus was born in a stable, and not in a fancy palace surrounded by beautiful things, the wise men knew that He was a king.

Have a look at this: *Place the glass bowl of water on a table where everyone can see it. Add the gold glitter to the water and then stir.* Just like this glitter spreads everywhere in the water, Jesus' rule spreads everywhere in creation. There is no part of the world where Jesus isn't King.

Jesus is King over all of creation. He is powerful, wise and just/fair. He created everything and rules over heaven and earth with love and authority. No matter what happens in the world, Jesus is in control. We can trust Him because He is a good King who cares for His people.

Jesus also wants to be King of our hearts. *Hold crown over heart.* This means letting Him guide our actions and decisions. When we recognise Jesus as our King, we choose to follow His teachings, and live in a way that honours Him. How do you think that we can do that? (We show someone honour in the way we speak to them – what we say and how we say it – and the way that we act towards them.)

We can offer Him our lives by living in a way that shows His goodness and kindness and justice/fairness.



Move

Need:
Memory verse
Gold bars

Do: Before the time, write out the memory verse on a large piece of paper, leaving several words blank. Cut out the small pieces of gold-coloured paper shaped like bars. Write the missing words from the verse on the back of each gold bar. Hide the gold bars around the room. Tell the children how many words are hidden around the room. Once the children have found all the 'gold bar words', use the words to fill in the blanks in the memory verse.

Let them practice saying the verse together in different ways, then remove two words and have them say the verse again. Continue until you've removed all the words.

Say: We are going to learn a verse from the Bible. Put up the sheet of paper with the memory verse. The problem is that some of the words are missing. You need to go around the room and see if you can find a small gold piece of paper with a word written on it. Bring them to me and let's see if we can finish the sentence.

Well done everyone. Now let's say the sentence together. Let's say it

- quietly
- loudly
- in a high voice

Now I'm going to take two of the words away and see if you can still remember it. Let's say it

- in a squeaky voice

- in a deep voice

Let's take another two words away and see if you can still say it.

Let's say it

- in slow motion

- as fast as we can

Continue until all the children know the verse.

Restore



Need:
Video

Do: Download the video from page 24 under Worship Time of Session 5 - Gold <https://truewaykids.com/colours-of-christmas/>

The transcript of the video is in the notes at the end of the lesson - The Kingship of Jesus

Say: Imagine if you were invited to meet a king. How do you think you would feel? Who of you would be nervous? Put up your hand. Put up your hand if you think you would be excited. Most of us probably won't meet a king because most kings and queens live in palaces, far away from other people, surrounded by guards and important people. You would need special permission or a special invitation to meet a king, and then you would only be able to meet with them for a few minutes. You'd have to be on your best behaviour and show lots of respect. You wouldn't get a chance to get to know them.

But King Jesus is not like that at all. He wants us to get to know Him. He came to earth so that He could show people what He was like. He didn't walk around with guards and important people. He spent time with ordinary people, like you and me. The Bible tells us a lot about what Jesus was like. We know from the Bible that Jesus especially loved children. Jesus isn't far away or hard to reach. He invites us to speak to Him anytime. He doesn't live in a far away place - He lives in our hearts. He is always near, ready to help and lead us in our lives. We don't need a special invitation to be with Him - He wants a personal relationship with each of us, no matter who we are.

Let's watch a video to remind us of what we have learnt today.



God Time



Need:

Crown

Heart

World globe

Do: Use the crown and heart as you speak to the children.

Say: Today we have been speaking about Jesus being the King of the universe *hold crown over world*, but also King of our heart. *Hold crown over heart*.

Jesus is always King of the universe, but He doesn't become King of your heart until you invite Him to be. Those of you who have decided to say sorry for your sins and ask God to forgive you, and have repented or turned away from the wrong things that you were doing, already have Jesus as King of your heart. As you live your life you try to follow Him, and choose to do the things that you know He would have chosen.

If there are any of you who know or are not sure whether Jesus is King of your heart, and you would like Him to be, we can pray together now and ask Him to be your King. It means choosing to get to know Him and follow Him and do things His way. It also means being forgiven of all the bad choices you have made and all the wrong things that you have done, called sin. It also means being loved and cared for by Jesus. Having Jesus as your King doesn't mean that your life will be perfect or that nothing will ever

go wrong, or bad things won't happen, but Jesus promises to always be with us, to never leave us, to help us, and to make everything that happens in our life work together for good. If there are any of you who would like me to pray with you, please come to the front/put your hands up, and I will pray. You can repeat after me.

"Jesus, thank You for dying on the cross
to take away my sins.

I am sorry for the wrong things

That I have done.

Thank You for forgiving me

And making my heart as white as snow.

Please help me to love you

And follow You.

In Jesus' name,

Extend



Need:
Copies of
today's verse

Do: Give each child a copy of the memory verse.

Say: Here is a copy of the memory verse that we learnt today. Take it home and learn it for next week.

Make and Do




Need:
Worksheets
Pencils
Erasers



Do: Make copies of the word search and the maze. Hand out and help where necessary.

Say: I am going to give you two worksheets. One is a maze, and one is a word search. Both of them are about today's story. You can decide if you want to work with a partner or alone. You can decide which one to start with.

CROWN GAME



BIBLE MEMORY VERSE





© 2024 truewaykids.com

When the wise men arrived in Bethlehem, they found Jesus with His mother, Mary.

Filled with joy and awe, they bowed down and worshipped Him. They gave Him treasures of gold, frankincense, and myrrh—gifts fit for a king.

The gold was a symbol of Jesus' kingship, showing that the wise men recognised Him as the true King.

Even though Jesus was just a small child, they knew He was the greatest King of all, the one who would rule not just over one country, but over the entire world.



As Jesus grew up, His kingship was very different from what people expected. He didn't come to have a throne or armies, but to rule in people's hearts.

One special moment that showed His kingship was when Jesus entered Jerusalem riding on a donkey.

The people cheered, waved palm branches, and called Him their King. But Jesus didn't come to defeat earthly enemies—He came to bring a kingdom of love, peace, and justice that would last forever.

The Bible says, "You are my Son; today I have become your Father." Jesus is the King of Kings, and His reign will never end.



Jesus didn't just come to be a faraway king in heaven—He wants to be the King of our hearts, guiding our lives every day.

But Jesus is also coming back one day, not as a baby, but in all His majesty to reign as King forever.

The Bible tells us that when He returns, every knee will bow and everyone will recognise Him as the King of Kings.

Just as the wise men honoured Jesus with their gifts, we can honour Him by offering our hearts and lives to Him now, preparing for His glorious return.



Far to the east, wise men who studied the stars noticed something amazing—a new, bright star shining in the sky.

They knew this star was special, a sign that a great king had been born. The wise men decided to follow the star, travelling a long way across deserts and mountains, eager to find and honour this new king.

When they arrived in Israel, they went to the palace of King Herod in Jerusalem, thinking the new king would be there.

But King Herod was worried—he didn't want anyone else to be king.

The wise men were told to go to Bethlehem, and the star led them to Jesus.

Word Search


H I
 I J
 Q C J D
 B S E J
 Y E T S D R
 G T A U H B
 Z Y E N R U O J H R S I O D M D M H K F
 S O P G T E T O L B M L O L C D L T Z E
 W J I A I S Y E X J R I Z Q Z I W H
 X G S J X N H L E F C S B B H J
 C Y Q O Q E H H A G J T C B
 G X W O M C H U N T O R
 K V O Q D F M N M I P M G D
 V E X L J N S Y I K M I D Z
 K I L X K D C R S F K E E H P J
 K F N D I O R X C N S H S A
 G I F T S A H Q F A I Q R U
 G O D A F X R W W O
 F A X M F C G W
 M Y P R

Bethlehem
 Frankincense
 Gifts
 Gold
 Herod
 Jesus

Journey
 King
 Myrrh
 Star
 Wise Men
 Worship



Help the wise men follow the star to Jesus



MEMORY VERSE CARDS



"And He has a name written
on His robe and on His thigh:
KING OF KINGS AND LORD
OF LORDS"

Revelation 19:16



"And He has a name written
on His robe and on His thigh:
KING OF KINGS AND LORD
OF LORDS"

Revelation 19:16



"And He has a name written
on His robe and on His thigh:
KING OF KINGS AND LORD
OF LORDS"

Revelation 19:16



"And He has a name written
on His robe and on His thigh:
KING OF KINGS AND LORD
OF LORDS"

Revelation 19:16




"And He has a name written
on His robe and on His thigh:
KING OF KINGS AND LORD
OF LORDS"

Revelation 19:16



"And He has a name written
on His robe and on His thigh:
KING OF KINGS AND LORD
OF LORDS"

Revelation 19:16



"And He has a name written
on His robe and on His thigh:
KING OF KINGS AND LORD
OF LORDS"

Revelation 19:16



"And He has a name written
on His robe and on His thigh:
KING OF KINGS AND LORD
OF LORDS"

Revelation 19:16